
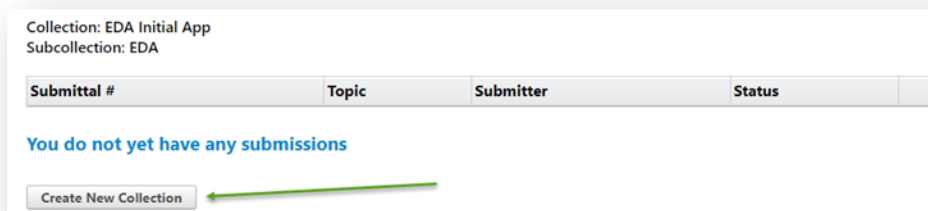


## Quick Guide: How to Apply for the EDA Registry Exam

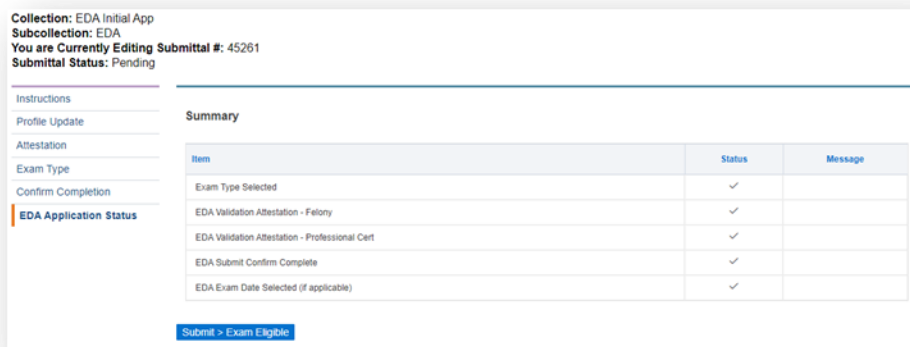
1. Ensure you have a Registry Portal login, or create one here: [https://online-reg.aiha.org/regssa/ssaauthmenu.show\\_top\\_menu](https://online-reg.aiha.org/regssa/ssaauthmenu.show_top_menu) (this will be different than any AIHA login you may have used to access the Making Accurate Exposure Risk Decisions online course).
2. Now that you have a Registry Portal login, [log in](#) and click the blue EDA Application link:



3. Create New Collection:



4. Complete and submit the very small application:



The Registry Coordinator will then reach out once the exam window is open giving you access to the testing platform. Please make sure [registries@aiha.org](mailto:registries@aiha.org) is whitelisted in your email system.

If you need any assistance, please contact us at [registries@aiha.org](mailto:registries@aiha.org) or 703-846-0755.