

AAR Directory User Guide

The AAR Directory of Registered Organizations and Registered Analysts can be accessed [directly](#) or via the [Registry Portal](#).

The directory displays the organizations and analysts that have met the AAR Policy requirements for Registration in the Asbestos Analysts Registry (AAR). The directory reflects changes to participation, proficiency and contact information up to the minute.

To make changes to your organization's Web (main) contact or AAR participation, please [contact us](#).

Date Accessed: 11/21/2019 16:44:57

Search: Rows: 200

Main Contact

State	City	Organization name	Organization ID	Analyst ID	Contact Type	First Name	Last Name	Main Contact Phone	Main Contact Email
VA	Falls Church	AAR Environmental	REG-123456		Main Contact	Annie	Lyst	(555) 555-5555	registries@aiha.org
VA	Falls Church	AAR Environmental	REG-123456	678911	Analyst	Cali	Brated		
VA	Falls Church	AAR Environmental	REG-123456	678907	Analyst	John	Doe		
VA	Falls Church	AAR Environmental	REG-123456	678910	Analyst	Annie	Lyst		
VA	Falls Church	AAR Environmental	REG-123456	678909	Analyst	Regina	Phalange		
VA	Falls Church	AAR Environmental	REG-123456	678908	Analyst	Mike	Roscopic		

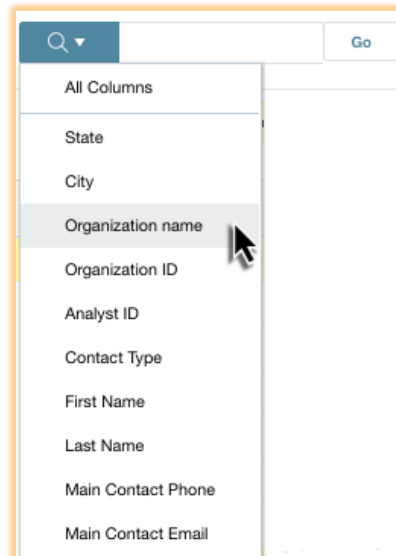
To search:

Enter a search term into the Search Bar and click **Go**. This will search all fields for your search term.

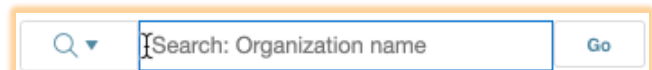


To search within a specific column:

Click the spyglass icon and select the column name from the drop down

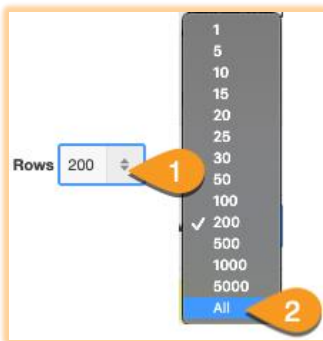


Enter the search term into the Search Bar and click **Go**.





To change the number of rows in the view:

Click the arrows next to Rows and select the number of rows to display.



To sort the view:

Click the column header, wait for the dropdown to appear, click

the sort ascending  or sort descending  icons.

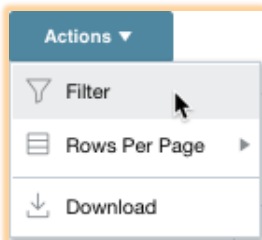


To filter the search results:

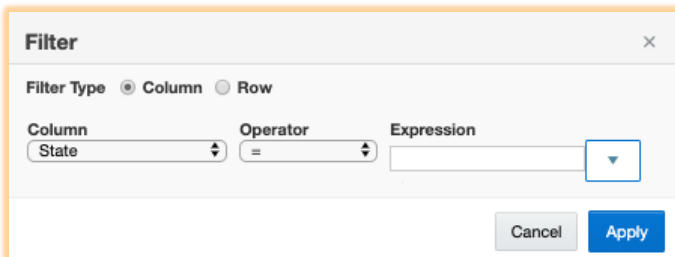
Click Actions



Select Filter

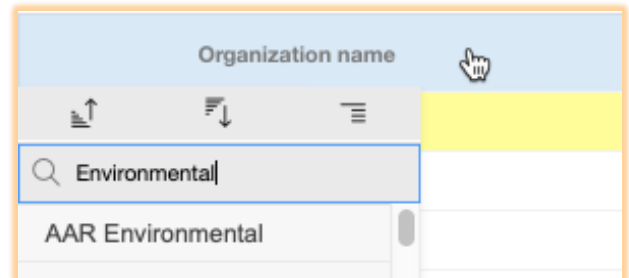


Enter the filter terms and click apply



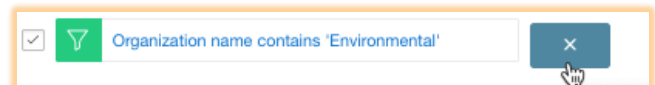
To filter the search results via column header:

- Click the column header
- wait for the dropdown to appear
- then enter your filter term into the Filter box ("Environmental" in the example).



To remove a filter from the search:

Click the X next to the green filter row below the Actions menu.



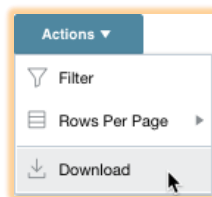
To download your search results:

Note, once downloaded or printed the directory is no longer the most current listing of AAR Registered Organizations or Registered Analysts.

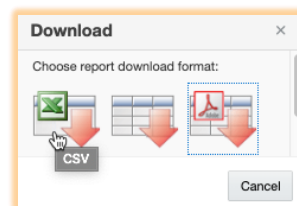
Click Actions



Select Download



Click the report download format and the download will begin



Please [contact us](#) if you encounter any issues.

