

Welcome to the 2019 AIHA eLearning Subscription Series!



HEALTHIER WORKPLACES | A HEALTHIER WORLD

This will provide you with valuable information regarding access, content, and credit!

2019 eLearning Subscription Benefits – Full Package

2019 AIHA Education Webinars

- **Two connections for live participation**
- **Access to select webinar recordings in the online classroom for those on your roster**
- **Earn 10 Contact Hours**

Selected AIHce OnDemand Recordings

- **Access to the best of AIHce EXP across a range of topics and interest areas**
- **Earn 10 Contact Hours**

Waived additional participant fees for each individual listed on the group roster



How to Log into the Online Classroom

Bookmark this site: <https://learning.aiha.org>

How to get your credentials:

1. Click the 'Forgot Password' link.
2. Enter your email address to locate your account.
3. If your account is located, the system should send you an email with your userid AND a link to set your password. Once you do this, you are good to return to this screen and enter the online classroom.


PROBLEMS LOGGING IN?


Email DLAssistant@aiha.org and include the name of your subscription group. .



Welcome,

Please enter your sign in credentials below. This will allow us to pre-fill forms for you, based on the knowledge we already have of you as a customer of AIHA.

 Username

 Password

Login

[Forgot Password?](#)

[New Customer? Click here](#)

Reminder! AIHA upgraded the website login process. If you haven't logged in recently, you'll need to get your new username (it is no longer your email address) and reset your password:

Step1: Click the "Forgot Password?" link under the blue Login button. DO NOT select "New Customer" if you are a current AIHA member.

Step 2: Input the email address where you receive all of your AIHA communications and click the Submit button.

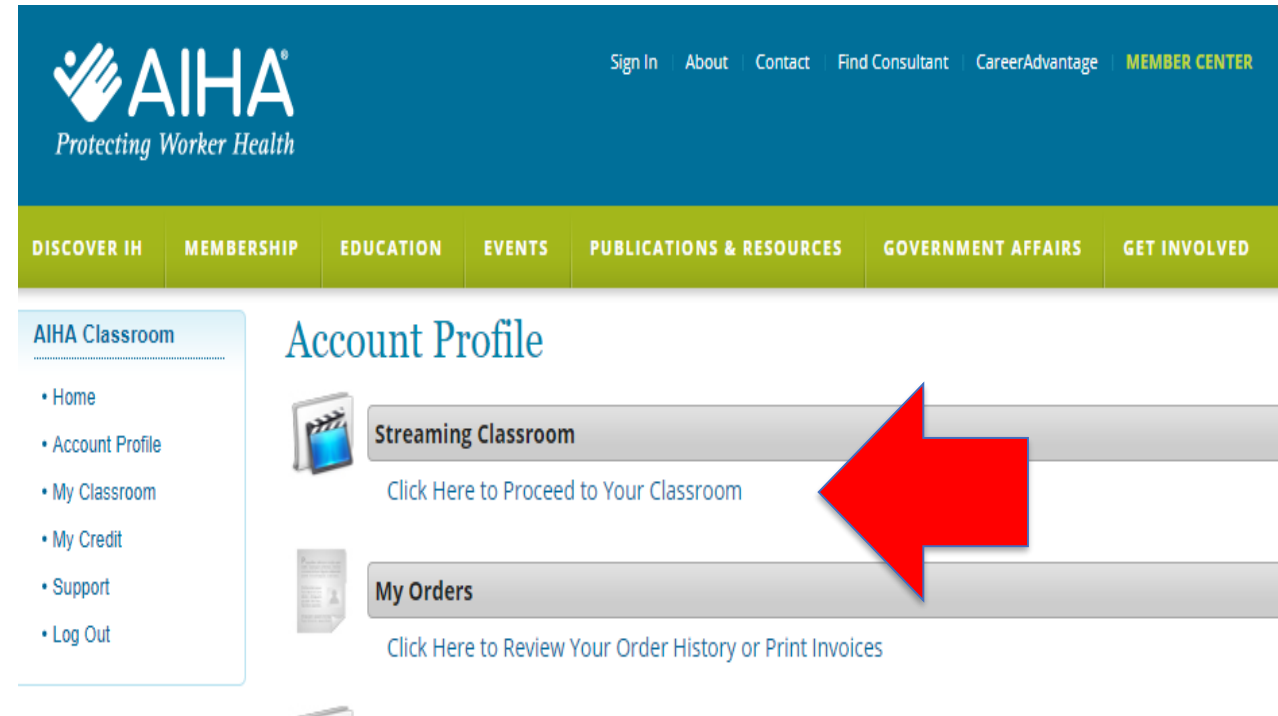
Step 3: Receive an email with your new Username and a link to reset your password.

How to Access your Group

Bookmark this site: <https://learning.aiha.org>

After logging in:

- Before getting started, we recommend performing a system test [here](#).
- Click on "Click Here to Proceed to Your Online Classroom"
- Select the Course associated with your subscription group. The course name will be listed as "2019 eLearning Subscription – Subscription Group Name"



The screenshot displays the AIHA Member Center interface. At the top, the AIHA logo "Protecting Worker Health" is on the left, and navigation links "Sign In", "About", "Contact", "Find Consultant", "CareerAdvantage", and "MEMBER CENTER" are on the right. Below this is a green navigation bar with tabs: "DISCOVER IH", "MEMBERSHIP", "EDUCATION", "EVENTS", "PUBLICATIONS & RESOURCES", "GOVERNMENT AFFAIRS", and "GET INVOLVED". The main content area is titled "Account Profile" and features a sidebar menu for "AIHA Classroom" with links: Home, Account Profile, My Classroom, My Credit, Support, and Log Out. The main content area has two sections: "Streaming Classroom" with a clapperboard icon and a link "Click Here to Proceed to Your Classroom", and "My Orders" with a document icon and a link "Click Here to Review Your Order History or Print Invoices". A large red arrow points from the right towards the "Streaming Classroom" link.

How to View What's Available in Your Group

The course associated with your 2019 Subscription Group is made up of several topics

- This overview presentation
- Available webinar archives
- Available OnDemand sessions
- Placeholders for upcoming content (**Coming Soon**)

The **Green check mark** indicates that you've viewed a webinar in its entirety

Click “View Now” next to the presentation to launch the viewer.

2019 eLearning Subscription - AIHA Group


[Access Content](#) [Overview](#)

[Resume](#) [Start from Beginning](#) [Submit Credit](#)

Topic Search
Search: [Clear](#)
Type your keywords into the box above to search

Topics

[View Now](#) Welcome to the 2019 eLearning Subscription

[View Now](#) Take Charge of your IH Career: Road Map to Success? Webinar Recording 

Resources:

[PDF](#) 19JAN1 Handout.pdf

[PDF](#) CoreCompetenciesforthePracticeofIOH.pdf

[PDF](#) Resources Take Charge of Your IH Career Webinar (AIHA).pdf

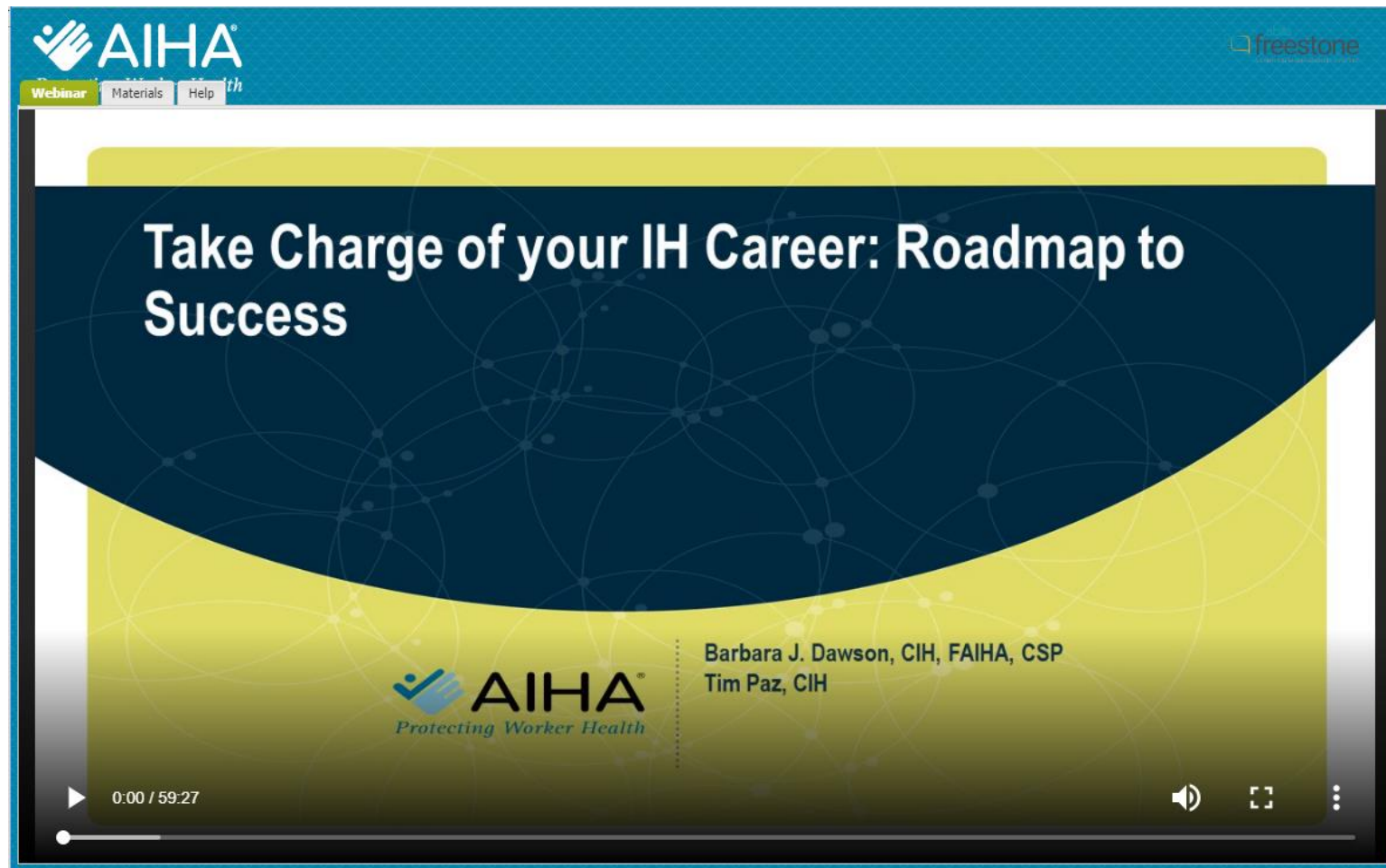
[EPUB](#) Tim Paz Career Summary . Core Competencies.html

[View Now](#) AIHce OnDEMAND: Nanotechnology: Updates and Challenges for the Future, Part 1

[View Now](#) Coming Soon: Preparing the I/OH?: Why Highly Hazardous Communicable Disease Responses Need Us Webinar Recording

How to View a Webinar/OnDemand Session

- Main tab shows presenter slides
- Click the “Materials” Tab to download any available handouts or resources
 - Materials may not always be available
- Click the Help Tab if you are having technical difficulties




Evaluations & Submitting for Credit

In your Online Classroom (<https://learning.aiha.org>), click “My Credit”

Under “Pending Credit”, click “submit credit” for the session you just viewed

After you complete the survey in its entirety, and submit it, it'll be reflected on your AIHA Transcript



The screenshot displays the AIHA Classroom interface. At the top is a green navigation bar with links: DISCOVER IH, MEMBERSHIP, EDUCATION, EVENTS, PUBLICATIONS & RESOURCES, GOVERNMENT AFFAIRS, and GET INVOLVED. Below this is a sidebar titled 'AIHA Classroom' containing a list of links: Home, Account Profile, My Classroom, My Credit (highlighted with a red arrow), Support, and Log Out. The main content area is titled '2019 eLearning Subscription - AIHA Group' and features tabs for 'Access Content' and 'Overview'. Under the 'Overview' tab, there are buttons for 'Resume', 'Start from Beginning', and 'Submit Credit'. Below these is a 'Topic Search' section with a search box and a 'Clear' button. Further down is a 'Topics' section with a 'View Now' button and the text 'Welcome to the 2019 eLearning Subscription'. At the bottom of the page, there is a banner for 'Take Charge of your IH Career: Road Map to Success Webinar Recording' with a 'Submit Credit' button.

How to Access your AIHA Transcript

1. Go to www.aiha.org (Click "Sign In" at the top right of the page). Use your AIHA login credentials

If you don't know your username, forgot your password, or have never logged in before, click "Forgot Password?".


Put in your email address, username, or AIHA Member ID

2. Once you see your name at the top, click on it and select "My Profile"

3. Your Account Dashboard will appear. Click "Transcript" to view your AIHA Transcript. You can then print or save the page for your records.



| | |
|------------------------------|------------------------------|
| Update my Individual Profile | Join AIHA |
| Catalyst - AIHA's Online Com | Update my Employer |
| Update my Communication P | View my Invoice History |
| Print my Invoices | Renew My Membership |
| Pay Open Invoices | View my Membership History |
| AIHA Membership Directory | Update my Directory Preferen |
| AIHA Committee and Local Se | Shop the AIHA Marketplace |
| Download my Products | Upcoming Events |
| Manage Saved Payment Types | Make an AIHF Contribution |
| Transcript | Change Password |
| Member Code of Conduct | Conflict of Interest Form |



Community Page and Contact Information

The 2019 eLearning Subscription Page can be found [here](#).

***Bookmark this page to keep up-to-date on what's available and upcoming!**

Questions: email DLAssistant@aiha.org

<https://www.aiha.org/education/eLearning/Pages/2019-eLearning-Subscription-Members.aspx>

